

# INSTALLATION AND SERVICE MANUAL

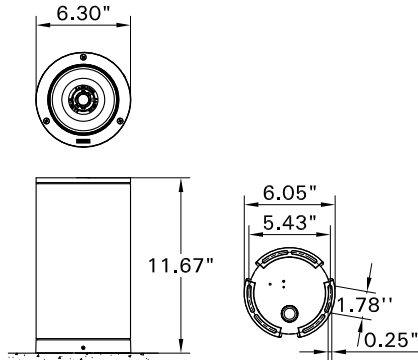


**LIGHTING USA**

**For installation of Paragon Onground uplight round dia 6.3" and square 6.3" COB.  
Model. UPR-50001 and UPR-50011.**

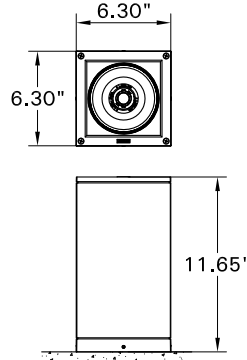
## Product drawing (dimensions)

## SUITABLE FOR WET LOCATIONS



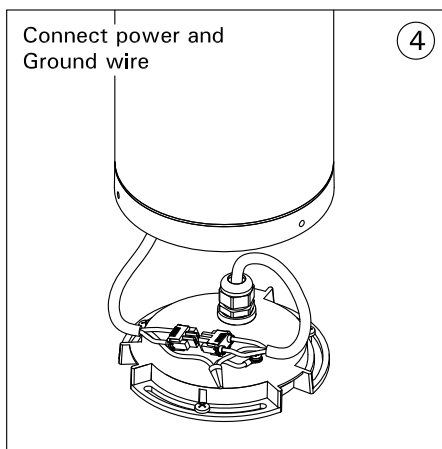
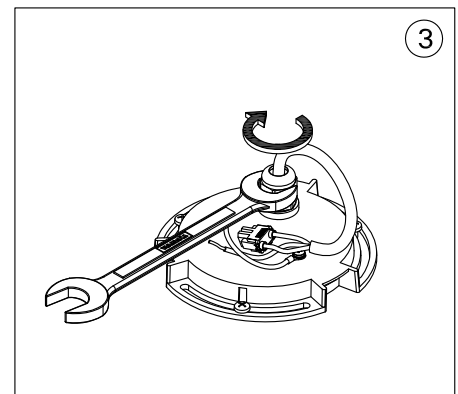
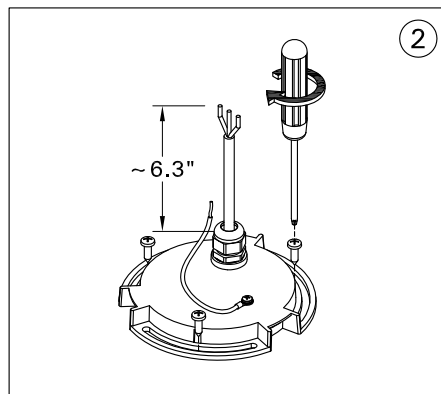
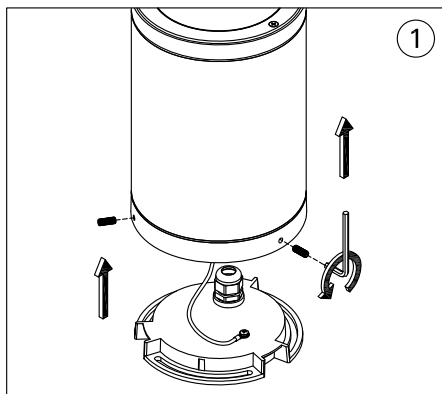
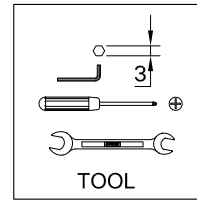
UPR-50001

MOUNTING DETAIL

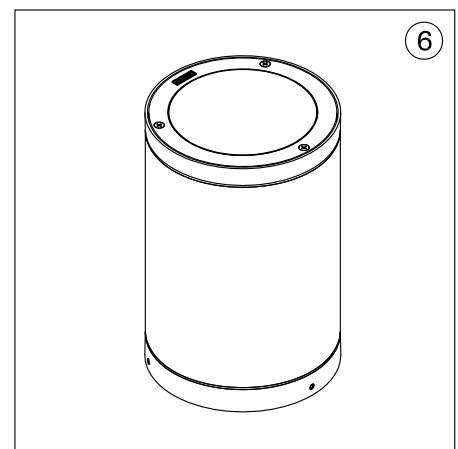
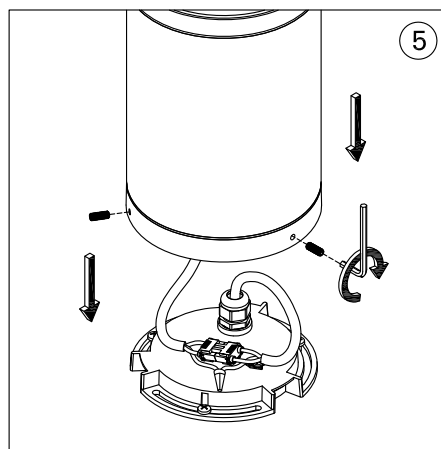


UPR-50011

MOUNTING DETAIL



Connect power and  
Ground wire



## Notice to installer :

- 1.WIRING INSTRUCTIONS** Warning : RISK OF FIRE AND ELECTRICAL SHOCK. : FIXTURE MUST BE INSTALLED BY A QUALIFIED ELECTRICIAN ONLY>FIXTURE IS INTENDED FOR INSTALLATION IN ACCORDANCE WITH THE NATIONAL ELECTRICAL CODE, LOCAL AND FEDERAL CODE SPECIFICATIONS. DISCONNECT POWER BEFORE SERVICING.
- 2.This fixture has a VOLTAGE SPECIFIC BALLAST,Check that the supply voltage is the same as the installed ballast voltage.**

**Ligman Lighting USA**

7144 NW Progress Court, Hillsboro  
Oregon, 97124, USA  
Tel : 503 645 0500 | Fax : 503 645 8100

[www.ligmanlightingusa.com](http://www.ligmanlightingusa.com)

UPR-50001 24/11/16 REV.0

1/1



FM-TS-13/25-05-2007-REV.2